

Fractions

28 Nov 2024

①


1. Which fraction/fractions have been represented in the following visual representations (shaded portions)?

(i)



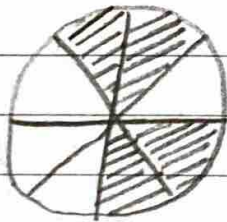
- (a) $\frac{1}{4}$ (b) $\frac{1}{3}$ (c) $\frac{2}{8}$ (d) $\frac{1}{2}$

(ii)



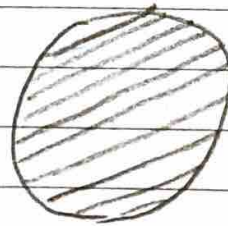
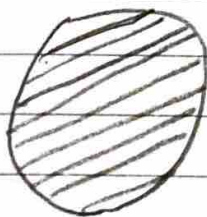
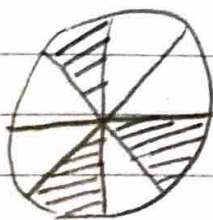
- (a) $\frac{1}{6}$ (b) $\frac{4}{24}$ (c) $\frac{2}{10}$ (d) $\frac{2}{14}$

(iii)



- (a) $\frac{1}{2}$ (b) $\frac{4}{8}$ (c) $\frac{4}{4}$ (d) $\frac{2}{4}$

(iv)



- (a) $2\frac{8}{3}$ (b) $2\frac{3}{8}$ (c) $\frac{19}{8}$ (d) $2\frac{3}{5}$

(2)

2. Using rectangles to depict wholes, depict visually the following fractions:

(i) $\frac{2}{3}$

(ii) $\frac{4}{7}$

(iii) $1\frac{5}{8}$

(iv) $\frac{13}{8}$

3. Using circles to depict wholes, depict visually the fractions from 2 above.

4. Using an equilateral triangle to represent a whole, represent the fraction $\frac{2}{3}$ visually. Keep in mind the whole has $\frac{2}{3}$ to be divided into parts of equal size.